



# The Three Bs: Grades 3–5



## Objective:

- Practice writing skills
- Learn about famous composers

## Materials:

- The Three Bs download
- Pencils
- Crayons

## Activity

### 1. Introduce The Three Bs: Bach, Beethoven, and Brahms.

Explain to children that there are three composers on their worksheet. One is Bach, one is Beethoven, and one is Brahms. Take the time to learn about the three composers and play excerpts of their music. The Internet and your local library are great sources to obtain the information and music!

### 2. Write about the composers.

Model the names of the music and composers on the board in cursive. Have children write about their favorite piece of music they listened to by the composers. If you happen to have any musicians in your classroom, ask them to share what they can play and share their experience with these composers. Monitor children as they write and make sure to model and tricky cursive connections on the board.

### 3. Color the picture.

Have children color in the pictures of the famous composers and play some music in your classroom.

Name: \_\_\_\_\_



**Bach**  
March 31, 1685



**Beethoven**  
December 16, 1770




**Brahms**  
May 7, 1833

Name: \_\_\_\_\_



**Bach**  
March 31, 1685



**Beethoven**  
December 16, 1770



**Brahms**  
May 7, 1833