

Track Listing

1. Where Do You Start Your Letters?
2. Alphabet Song
3. Alphabet Instrumental
4. Dogs In the School
5. Crayon Song
6. Magic C
7. Hello Song
8. Mat Man
9. Count On Me
10. Five Fingers Play
11. Toe Song
12. Bird Legs
13. Animal Legs
14. The Ant, the Bug & the Bee
15. Spiders Love to Party
16. Ten Fingers
17. My Teacher Draws
18. Puffy Fluffy
19. Tap, Tap, Tap
20. Golden Slippers
21. Skip To My Lou
22. Down on Grandpa's Farm
23. Peanut Butter and Jelly
24. Rain Song
25. Wood Pieces Pokey

Where Do You Start Your Letters?

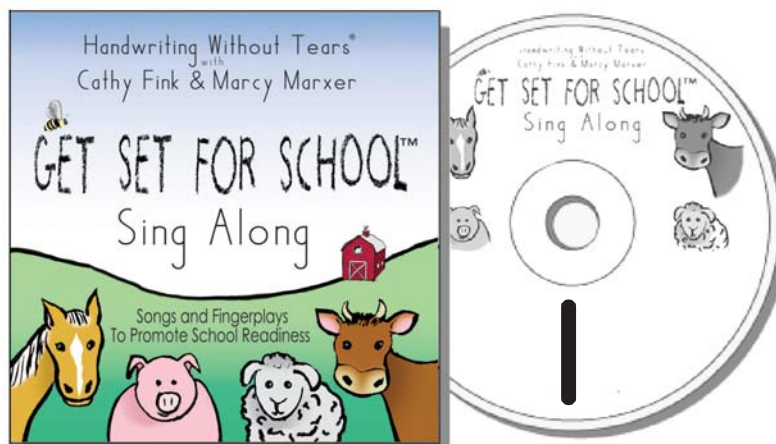
Where do you start your letters? At the top!
Where do you start your letters? At the top!
If you want to start a letter,
then you better, better, better,
remember to start it at the top!

Is this the top, top, top?
No it's the bottom!

Is this the top, top, top?
No it's the middle!

Is this the top, top, top?
Yes, it's the top, top, top!

Where do you start your letters? At the top!



Alphabet Song

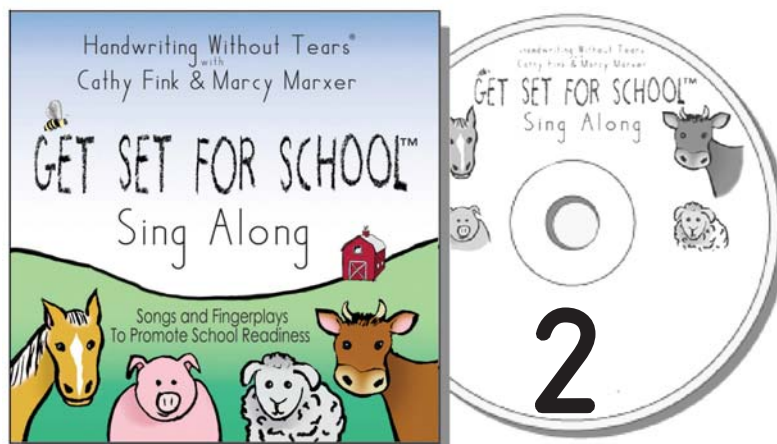
A B C D E F G

H I J K

L M N O P

Q R S, T U V

W X, Y and Z



There's a Dog in the School

There's a dog in the school
Oh, no! What are we going to do?
As long as there are dogs in the school
They'll have to learn the alphabet too!

Ruff, ruff, ruff, ruff, ruff, ruff, ruff
A B C D E F G

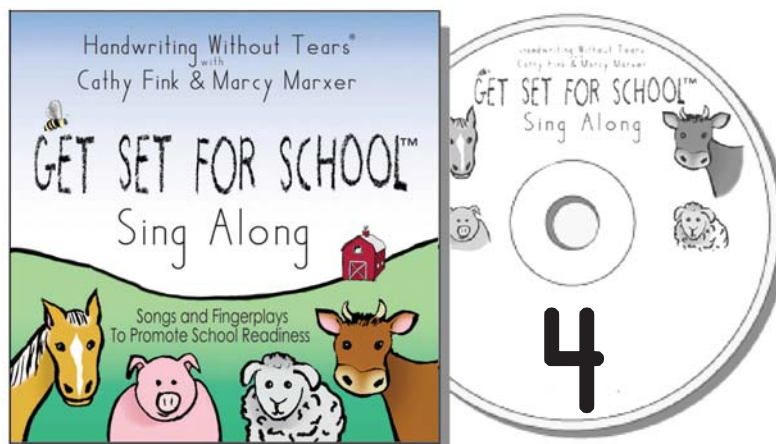
Ruff, ruff, ruff, ruff,
H I J K

Ruff, ruff, ruff, ruff, ruff,
L M N O P

Ruff, ruff, ruff, ruff, ruff, ruff, ruff,
Q R S T U V

Ruff, ruff, ruff, ruff!
W X Y Z

Now I said my A B Cs,
Next time won't you ruff with me!



Crayon Song

Pick up a crayon, Pick up a crayon,
This is easy to do

Pick up a crayon, Pick up a crayon,
I just tell my fingers what to do

My thumb is bent,
Pointer points to the tip,

Tall Man uses his side

I tuck my last two fingers in
and take them for a ride

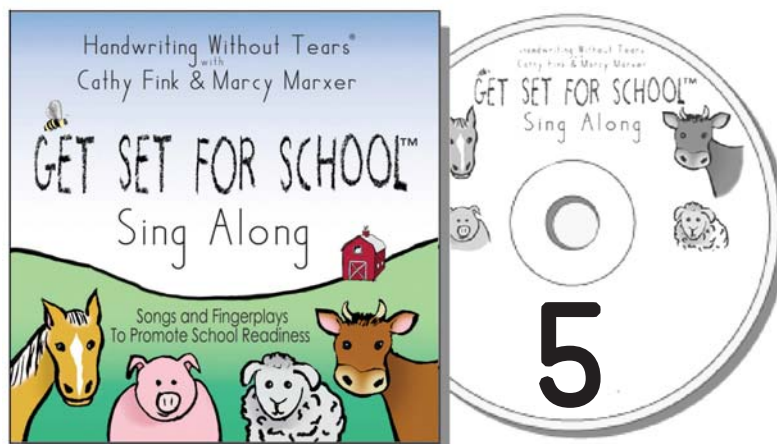
Now I'm holding it just right,
But not too tight,

Every finger knows what to do

And now I have a big surprise,

A big surprise for you

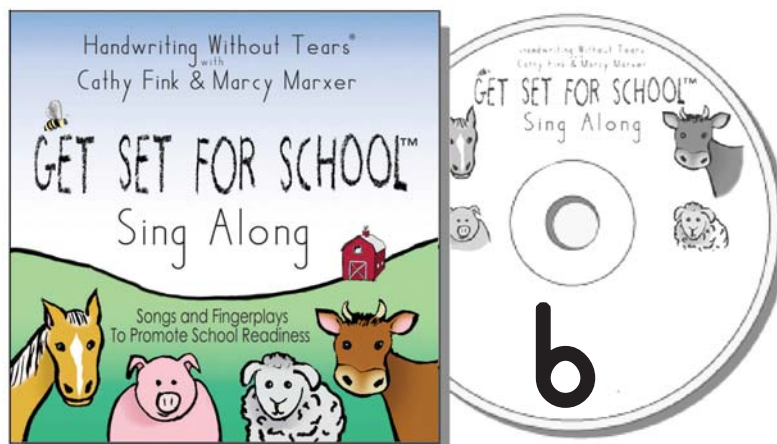
Let's drop it and do it again!



Magic C

Make a Magic C
I'll show you how
Start at the top
Go this way now
Stop at the bottom
Look and see
That Magic C looks good to me

Make a circle
I'll show you how
Start with a C
Go this way now
Keep on going
Please don't stop
It's a circle when you get to the top!
Great job



Hello Song

Little kids can wave bye, bye
But only big kids know
How to stand perfectly still
And say, "Hello"

Give `em your right hand
Look `em in the eye
Put a smile on your face
Then you say, "Hi"

Repeat 1X

"It's nice to meet you
How do you do?"
They'll be so happy
To be meeting you
Greetings are a way to say
"I hope you have a wonderful day"

Hello Song

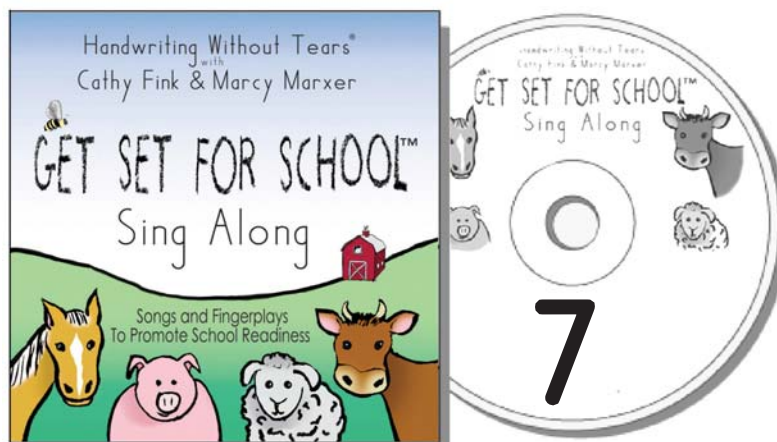
Give `em your right hand
Look `em in the eye
Put a smile on your face
Then you say, "Hi"

Repeat 1X

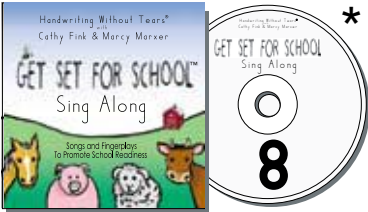

I'm a big kid and I know
To use my right hand when
I say hello
To put my right hand for you to take
We meet each other and we shake
Shake, shake, So

Give `em your right hand
Look `em in the eye
Put a smile on your face
Then you say, "Hi"

Repeat 3X



Mat Man



*Additional Activities:
 Mat Man Rock, Track 23 of the
 Rock, Rap, Tap & Learn CD.

Mat Man

Tune: *The Bear Went Over the Mountain*

Mat Man has	1 head,	1 head,	1 head,	Mat Man has	1 head,	So that he can*	think
Mat Man has	2 eyes,	2 eyes,	2 eyes,		2 eyes,		see
Mat Man has	1 nose,	1 nose,	1 nose,	(repeat)	1 nose,	(repeat)	smell
Mat Man has	1 mouth,	1 mouth,	1 mouth,		1 mouth,		eat
Mat Man has	2 ears,	2 ears,	2 ears,		2 ears,		hear
Mat Man has	1 body,	1 body,	1 body,		1 body,	To hold what is inside	heart, lungs, stomach
Mat Man has	2 arms,	2 arms,	2 arms,		2 arms,	So that he can*	reach
Mat Man has	2 hands,	2 hands,	2 hands,		2 hands,	(repeat)	clap
Mat Man has	2 legs,	2 legs,	2 legs,		2 legs,		stand
Mat Man has	2 feet,	2 feet,	2 feet,		2 feet,		walk

* Wait for your children to respond. Add extra verses when you add new accessories. Your children may call out other body functions (feet= run, kick, dance). Encourage this while keeping the song/activity moving along.

Count on Me

You count with me
I'll count with you
I have two big lines
Let's count 1, 2

2 hips
2 legs
2 knees
2 ankles
2 feet to tap together

Now here's the part I like the best

Now let's count fingers
Let's count toes

I have
2 eyebrows
2 eyes
2 ears
2 cheeks
2 lips to smack together

Now that was fun
2's all done

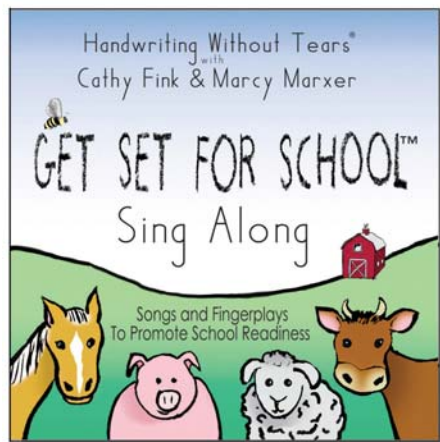
Fingers
1 2 3 4 5 6 7 8 9 10
10 fingers

2 shoulders
2 elbows
2 arms
2 wrists
2 hands to clap together

Now let's do the # 1
1 head
1 forehead
1 nose
1 mouth
1 chin
1 neck
1 chest

Toes
1 2 3 4 5 6 7 8 9 10
10 toes

I'll stop counting right there
I'm not counting teeth or hair



Five Fingers Play

1 finger points

2 fingers walk

3 fingers stand up and talk, talk, talk

4 fingers count; 1, 2, 3, 4

Oh look! I've got one more, 5 fingers

5 fingers up

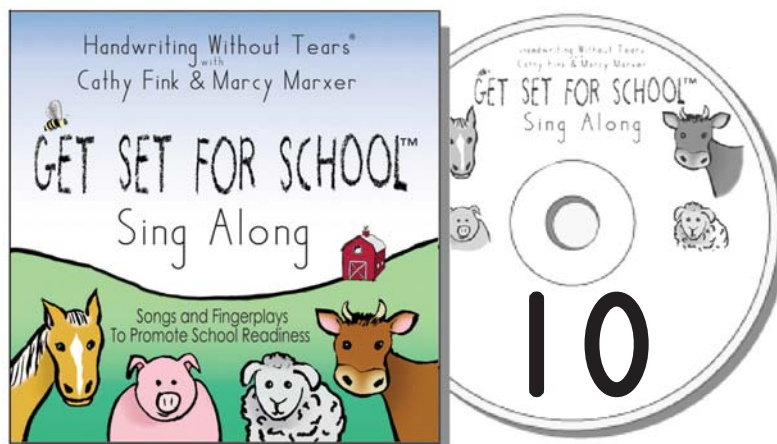
5 fingers down

5 fingers go round and round

5 fingers here

5 fingers there

10 fingers to wash my hair



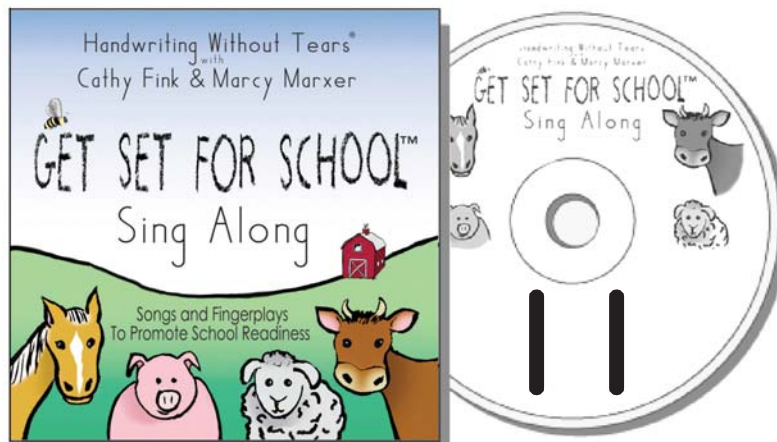
Toe Song

You can't see them
But everybody knows
In my shoes, I have 10 toes
5 toes here and 5 toes there
Toes are hiding everywhere

Toes in socks and toes in shoes
Wiggle, wiggle, tippy, tippy toes

At the beach
10 toes come out
They're so happy
They could shout
5 toes here and 5 toes there
Toes are playing everywhere

No more socks and no more shoes
Wiggle, wiggle, tippy, tippy toes
Wiggle, wiggle, tippy, tippy toes
Wiggle, wiggle, tippy, tippy toes



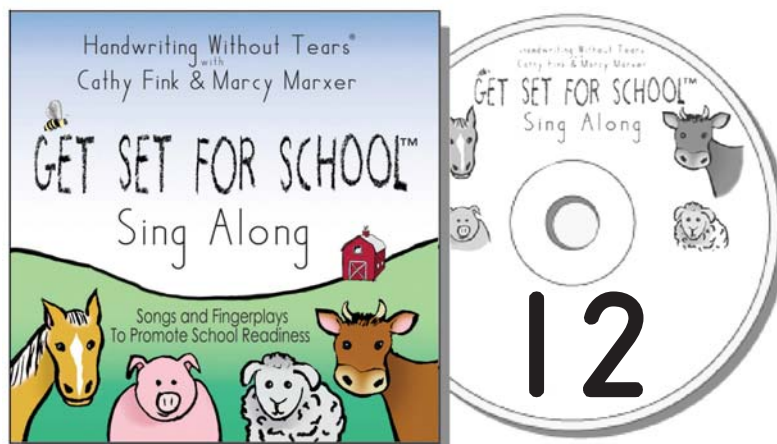
Bird Legs

Quack, quack, peep, peep, Cock a doodle do
When we count the legs on birds
We always count 1 2

Birds that fly, birds that float, birds that talk to you,
When we count the legs on birds
We always count 1 2

Red birds, black birds, pink birds too
When we count the legs on birds
We always count 1 2

Birds that glide, birds that dive, birds that perch on you
When we count the legs on birds
We always count 1 2



Animal Legs

We are counting legs
How many will there be?

Abi picks a **horse**

Let's look and see

2 legs in the front,

2 legs in the back

The horse has 4 legs

I know that! But only 1 tail

Neighhhhh

We are counting legs
How many will there be?

Meagan picks a **lamb**

Let's look and see

2 legs in the front,

2 legs in the back

The lamb has 4 legs

I know that! But only 1 tail

Baaaa

We are counting legs
How many will there be?

Charlie picks a **cow**

Let's look and see

2 legs in the front,

2 legs in the back

The cow has 4 legs

I know that! But only 1 tail

Mooooo

We are counting legs
How many will there be?

Patrick picks a **pig**

Let's look and see

2 legs in the front,

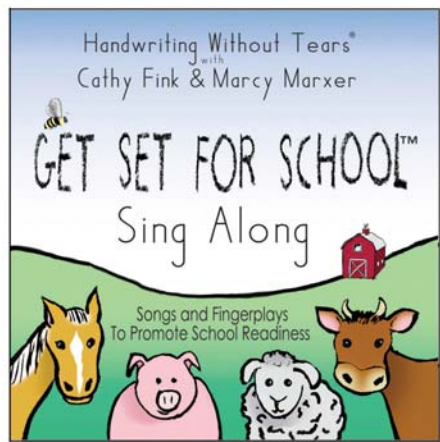
2 legs in the back

The pig has 4 legs

I know that! But only 1 tail

Ooink, ooink,

And it's a curly little tail!



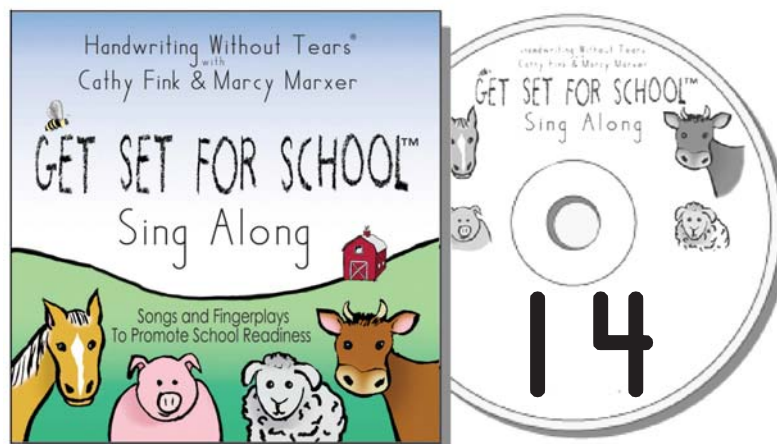
The Ant, The Bug, and The Bee

The ant, the bug, and the bee
Are not like you and me
They walk on the wall
But they never fall
The ant, the bug, and the bee

Six little legs walk up
Six little legs walk down
Six little legs get tucked in
When they fly around

The ant, the bug, and the bee
Are not like you and me
They walk on the wall
But they never fall
The ant, the bug, and the bee

Six little legs in the air
Six little legs on the tree
Six little legs go everywhere
But not on me!



Spiders Love to Party

Spiders love to party
They love to celebrate
And when those spiders party
They shimmy and they shake

Chorus

**With 8 legs for dancing
They sure can cut a rug
With 8 legs for dancing
They do the jitterbug**

Some spiders do the tango
And some do "do-si-do"
And some just take those 8 legs
And kick `em to and fro

Chorus

So if you see a spider
Just take a second glance
See if that old spider
Is going to a dance

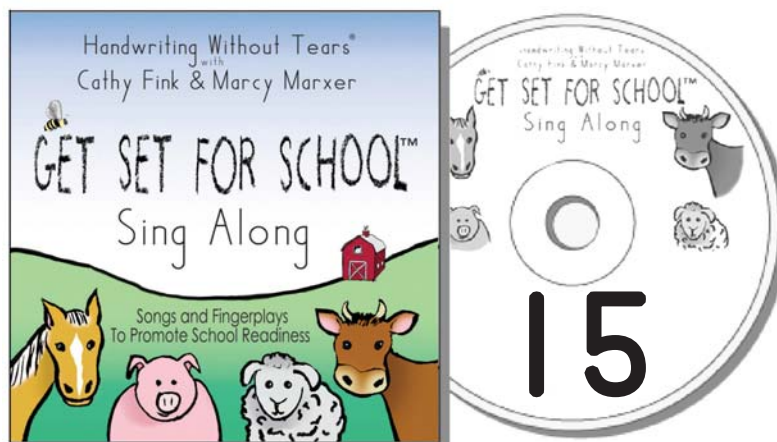
Chorus

And when the dancing's over
It's time to go to bed
They waltz home on 8 legs
And tuck them in a web

Chorus

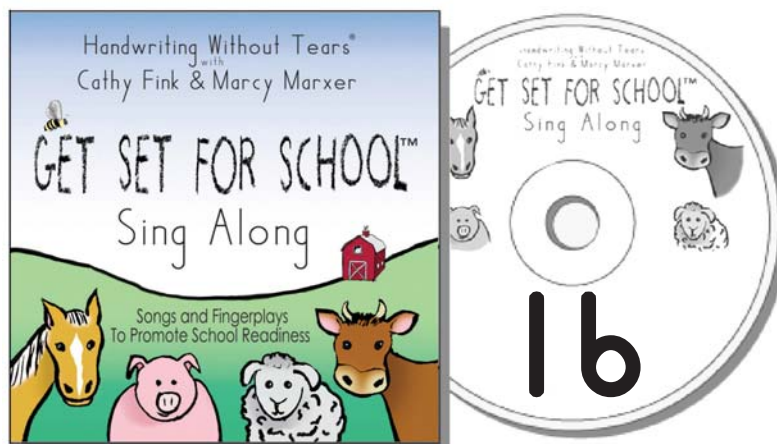
(Repeat 1X)

That's right...yeah!



Ten Fingers

I have ten little fingers and they all belong to me
I can make them do things, Just you wait and see
I can wiggle them high, And wiggle them low
I can push them on the floor, And stretch them just so
They can make little Os, If I touch them together
They can even make a cup, To catch rain in rainy weather
I can stretch them out wide, Or close them real tight
I might just fold them quietly, When I sleep at night

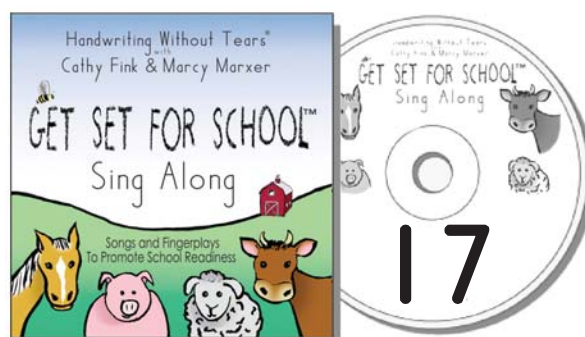


My Teacher Draws

My teacher draws
Some shapes for me
What's this shape?
Let's look and see
It's a circle
The circle gets eyes, nose, mouth, pointy ears, and whiskers too
Now what can this circle do?
It can be a kitty cat!

My teacher draws
Some shapes for me
What's this shape?
Let's look and see
It's a square
The square gets windowpanes, windowsill, and curtains too!
Now what can this square do?
It can be a window!

My teacher draws
Some shapes for me
What's this shape?
Let's look and see
It's a triangle
The triangle gets squirting fire, rocks, and lava too!
Now what can this triangle do?
It can be a volcano

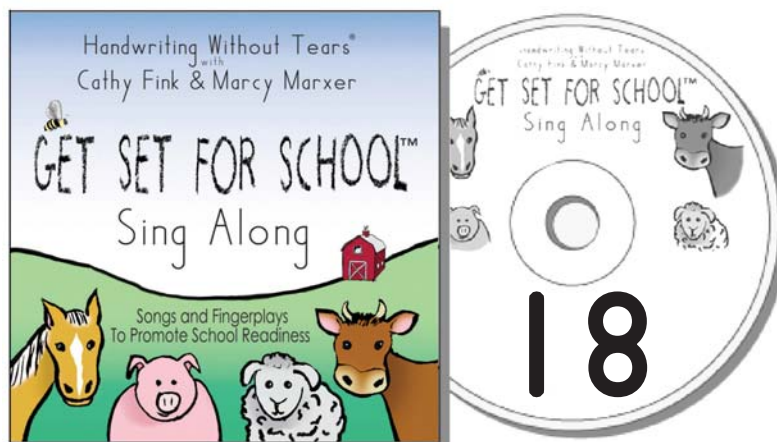


Puffy Fluffy

I'm a cloud up in the sky, Puffy and fluffy and floating by
When I'm full of water, I rain
Down on the mountains, Down on the plains
Rain for the grass, Rain for the trees
Rain for the rivers and the big blue seas

I'm a cloud up in the sky, Puffy and fluffy and floating by
When I'm full of water I rain
Down on the mountains, Down on the plains
Water for the bathtub, Water for the sink
Water for washing and water to drink

I'm a cloud up in the sky, Puffy and fluffy and floating by
When I'm full of water, I rain
Down on the mountains, Down on the plains
I'm a cloud up in the sky, Look up at me I'm floating by



Tap, Tap, Tap

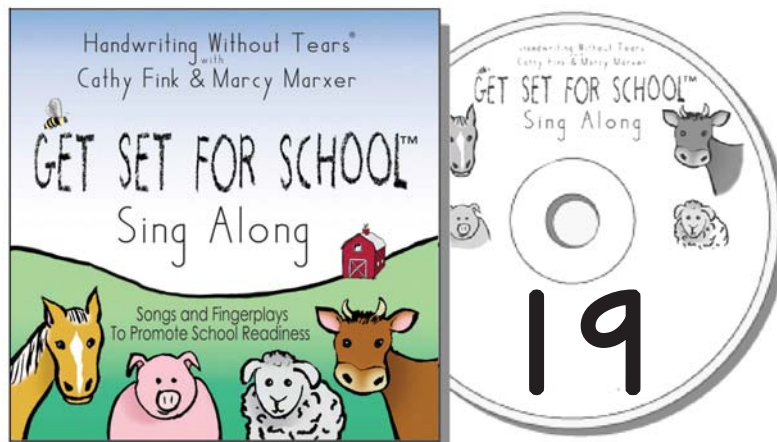
Tap, tap, tap big lines, Tap big lines together. Repeat 1X
Tap a little louder now, Tap along with me.
Tap a little softer now, Tap along with me.

Tap, tap, tap big lines, Tap them on the floor Repeat 1X
Play your big lines like a drum, Play along with me
Play your big lines like a drum, Play along with me

Touch, touch, touch big lines, Touch them to your toes
Touch, touch, touch big lines, Touch them to your nose
Touch them on your shoulders now, Don't forget your head
Touch them right down to your knees and everybody sneeze...ACHOO!

Move, move, move big lines, Move them in the air
Move, move, move big lines, Move them under your chair
Move your big lines to the front, Move them to the back
Move your big lines to the side, Now put them in your lap

Tap, tap, tap big lines, Tap them at the top
Tap, tap, tap big lines, Tap 'til I say STOP
11 taps, STOP; Repeat 3X
Now let's try it faster!
11 taps, STOP; Repeat 3X



Skip to My Lou

Lost my partner what'll I do? Repeat 2X
Skip to my Lou my darling...

Skip, skip, skip to my Lou, Repeat 2X
Skip to my Lou my darling...FREEZE

Flies in the buttermilk shoo fly shoo,
Repeat 2X

Hop to my Lou my darling

Hop, hop, hop to my Lou, Repeat 2X
Hop to my Lou my darling...FREEZE

You swing me and I'll swing you, Repeat 2X

Tip toe my Lou my darling

Tip toe, tip toe, My Lou, Repeat 2X
Tip toe, My Lou my darling....FREEZE

Lost my partner what'll I do? Repeat 2X

March to my Lou my darling

March, march, march to my Lou, Repeat 2X
March to my Lou my darling...FREEZE

Flies in the buttermilk shoo fly shoo,
Repeat 2X

Gallop to my Lou my darling

Gallop, gallop to my Lou, Repeat 2X
Gallop to my Lou my darling...FREEZE

You swing me and I'll swing you, Repeat 2X

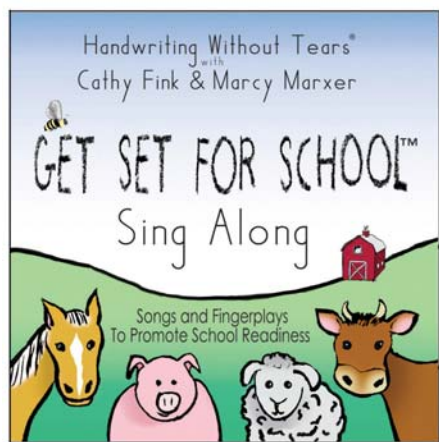
Tip toe my Lou my darling

Tip toe, tip toe my Lou, Repeat 2X
Tip toe, My Lou my darling....FREEZE

You swing me and I'll swing you, Repeat 2X

Tip toe my Lou my darling

Jump, jump, jump to my Lou, Repeat 2X
Jump to my Lou my darling....FREEZE



Down on Grandpa's Farm

Down on Grandpa's farm there is a **big brown cow**

The cow, it goes a lot like this (moo)

The cow, it goes a lot like this (moo)

We're on our way, we're on our way, On our way to Grandpa's farm

Repeat 1X

Oh down on Grandpa's farm there is a **little white chicken**

Repeat 1X

The chicken, it goes a lot like this (cluck, cluck) Repeat 1X

We're on our way, we're on our way, On our way to Grandpa's farm

Repeat 1X

Oh down on Grandpa's farm there is a **little spotted goat**

Repeat 1X

The goat, it goes a lot like this (naaah, naaah) Repeat 1X

We're on our way, we're on our way, On our way to Grandpa's farm

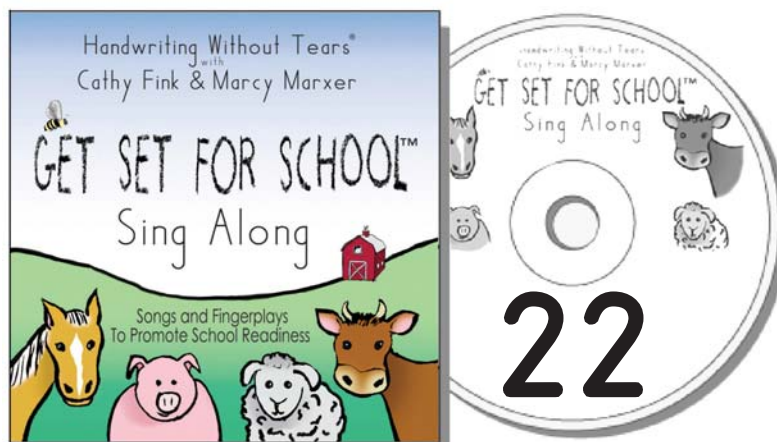
Repeat 1X

Oh down on Grandpa's farm there is an **old banjo**. Repeat 1X

The banjo, it goes a lot like this (plucka, plucka, plucka) Repeat 1X

We're on our way, we're on our way, On our way to Grandpa's farm

Repeat 3X



Peanut Butter and Jelly

Chorus

Peanut, peanut butter.....And jelly

Peanut, peanut butter.....And jelly

Now first you take the peanuts and you grind them, you grind them
Put one fist on top of the other and grind back and forth.

Repeat 1X, **Chorus**

And then you take the grapes and you squish them, and you squish them
Squish pretend grapes between your fingers.

Repeat 1X, **Chorus**

And then you take the bread and you spread, and you spread
Hold one hand out flat like bread and spread with the other hand.

Repeat 1X, **Chorus**

And then you take the pieces and you put them together
Clap your hands together.

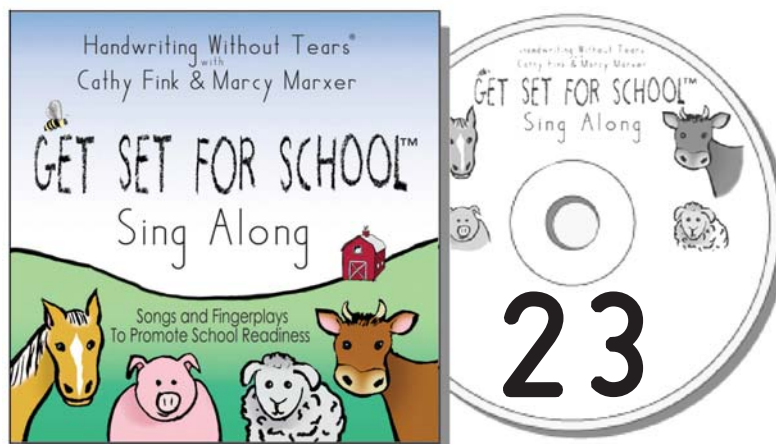
Repeat 1X, **Chorus**

And then you take your lunch and you munch, and you munch
Take a big bite out of the sandwich!

Repeat 1X, **Chorus**

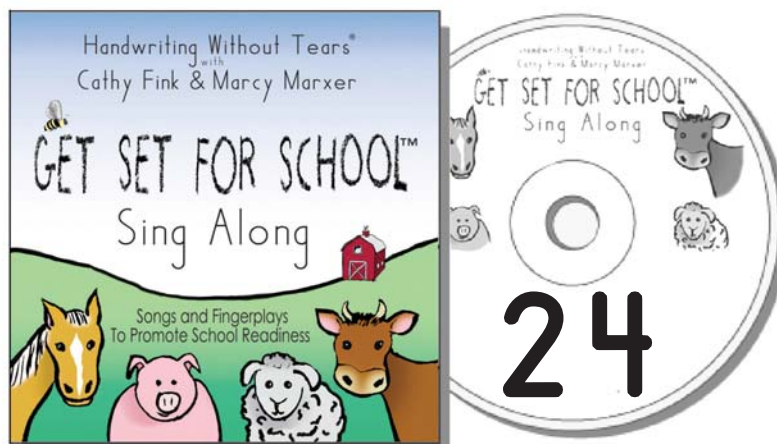
Mm,mm,mm,mm,mm,mm,mm,mm,mm

Repeat IX, Chorus 2X



Rain Song

It's raining, it's pouring
Puddles in the street
I've got my raincoat
Boots for my feet
I'm going outside
Playing with Sam
We'll find a puddle and
We'll make a dam
It's raining, it's pouring
Let's get a boat
It's raining, it's pouring
Little sticks will float
It's raining, it's pouring
Such a happy day
I love when it rains
And we go out to play



Hokey Pokey

Do the Hokey Pokey and you turn yourself around
That's what it's all about

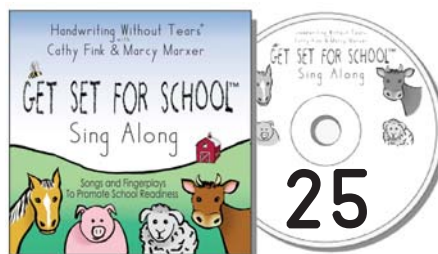
You make the big line walk
You make the big line talk—hello hello
You make the big line walk
Then you move it up and down
You do the Hokey Pokey—put the big line down
That's what it's all about

You put the little line in front
You put the little line in back
You put the little line in front
And then you give a little tap—tap tap
You do the Hokey Pokey—put the little line down
That's what it's all about

You put the big curve up
You put the big curve down
You put the big curve up
And you turn yourself around
You do the Hokey Pokey—put the big curve down
That's what it's all about

You make the little curve wait
You make the little curve skate
You make the little curve wait
And then you skate it all around
You do the Hokey Pokey—put the little curve down
That's what it's all about

You put the little line in
You take the little line out
You put the little line in
And then you give a little shout—yippee!
You do the Hokey Pokey—put the little line down
That's what it's all about



Wood Pieces Pokey

Do the Hokey Pokey
and you turn yourself around
That's what it's all about

You make the big line walk
You make the big line talk – hello hello
You make the big line walk
Then you move it up and down
You do the Hokey Pokey
Put the big line down
That's what it's all about

You put the little line in front
You put the little line in back
You put the little line in front
And then you give a little tap – tap, tap
You do the Hokey Pokey
Put the little line down
That's what it's all about

You put the big curve up
You put the big curve down
You put the big curve up
And you turn yourself around
You do the Hokey Pokey
Put the big curve down
That's what it's all about

You make the little curve wait
You make the little curve skate
You make the little curve wait
And then you skate it all around
You do the Hokey Pokey
Put the little curve down
That's what it's all about

You put the little line in
You take the little line out
You put the little line in
And then you give a
little shout – yippee!
You do the Hokey Pokey
Put the little line down
That's what it's all about

