


Getting Started with 3rd Grade

Your 3rd Grade materials will help you teach cursive letter formations and connections using multisensory strategies and activities that tie cursive handwriting practice to other language arts lessons.

Essential Components:

- *Cursive Handwriting* student workbook
- *3rd Grade Cursive Teacher's Guide*
- Blackboard with Double Lines



Multisensory Learning

Practice Cursive Using the Blackboard with Double Lines

Children learn correct letter placement to promote neat and fast cursive. Use the Blackboard for letter, word, and name practice in cursive before transitioning to pencil and paper.



1. Gather materials.



2. Demonstrate for the child.



3. Have the child trace the model with a wet Little Sponge Cube.



4. Have the child trace the model with a crumpled paper towel piece.



5. Have the child pick up a Little Chalk Bit and write over the dry model.



6. Noah is proud to write his name.

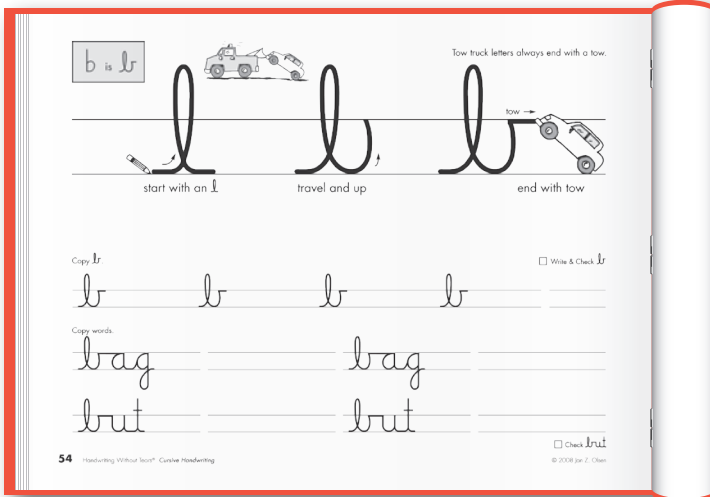
For video demonstrations see www.hwtears.com/videos1. Also see *3rd Grade Cursive Teacher's Guide* pg. 25.

Workbook Activities

Cursive Handwriting teaches a clean, clear, vertical style of cursive that is easy to write and easy to read. Children learn to write quickly and neatly using fun activities and lessons.

- Large step-by-step illustrated instructions

- Left-hand friendly design



- Child-friendly consistent language
- Simple black-and-white pages

- Generous spacing with room to write
- Student self-checks for letters, words, and sentences

Refer to the **3rd Grade Cursive Teacher's Guide** for details on teaching letters and activities. You'll find helpful tips, shortcuts, and lessons outlined by day and week. All you need is 10 minutes of practice a day!

Helpful Online Resources

Check the Handwriting Without Tears® website for video demonstrations, webinar schedule, training, new activities, and free downloads for lively and effective handwriting instruction: www.hwtears.com.


Free Support Newsletters

With the HWT program, support is always at hand:

- You can sign up to receive the **Frog Jump Gazette** automatically. This e-newsletter features timely handwriting strategies and downloads for your classroom delivered three times a year straight to your email inbox. Check out the latest issue at: www.hwtears.com/newsletter.
- New program users can sign up to receive the **CAPITAL Start** orientation newsletter. Each issue provides tips and strategies to implement the Handwriting Without Tears® program successfully. It also offers new teacher insights and provides access to program experts and exclusive teaching tools: www.hwtears.com/CapitalStart.



Handwriting Tips and Teaching Strategies



Orientation Newsletter for New Users