

Getting Started with 2nd Grade

Your 2nd Grade materials promote printing mastery with smaller, neater writing in sentences and paragraphs.

Essential Components:

- *Printing Power* student workbook
- *2nd Grade Printing Teacher's Guide*
- *Rock, Rap, Tap & Learn* CD
- Blackboard with Double Lines

Multisensory Learning



Learning with Music using the *Rock, Rap, Tap & Learn* CD

Your students will sing and dance their way to better language and motor skills with the upbeat rhythm and clever lyrics on this CD recorded by back-to-back Grammy® award winners for Best Children's Album, Cathy Fink & Marcy Marxer.

Preview 20-second segments of all CD songs on our website, www.hwtears.com/music.



Learning Letters on the Blackboard with Double Lines

Children learn correct letter placement to promote neat and fast printing. Use the Blackboard with Double Lines for letter, word, and name practice before transitioning to pencil and paper.



1. Point to the top, middle, and bottom spaces of the Blackboard with Double Lines.



2. Demonstrate for the child.



3. Have the child trace the model with a wet Little Sponge Cube.



4. Have the child trace the model with a crumpled paper towel piece.



5. Have the child pick up a Little Chalk Bit and write over the dry model.




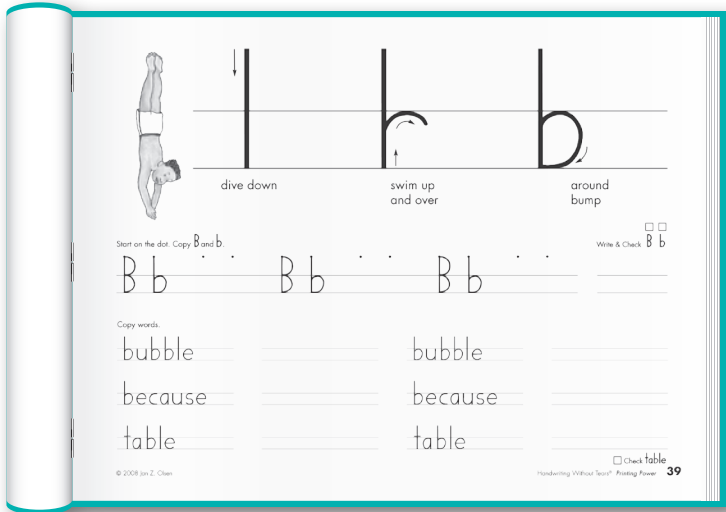
6. Samantha is proud to write in lowercase using all three spaces: top, middle, bottom.

For video demonstration see www.hwtears.com/videos1. Also see *2nd Grade Printing Teacher's Guide* pg. 25.

Printing Power

Printing Power includes letter, word, and sentence lessons to develop speed and fluency. Activity pages combine handwriting practice with other language arts and math lessons.

- Child-friendly consistent language
- Large step-by-step illustrated instructions
- Left-hand friendly design
- Generous spacing with room to write



- Student self-checks for letters, words, and sentences
- Double lines to facilitate correct size and placement
- Simple black-and-white pages

Refer to the **2nd Grade Printing Teacher's Guide** for strategies to teach lessons and activities.

Helpful Online Resources

Check the Handwriting Without Tears® website for video demonstrations, webinar schedule, training, new activities, and free downloads for lively and effective handwriting instruction: www.hwtears.com.


Free Support Newsletters

With the HWT program, support is always at hand:

- You can sign up to receive the **Frog Jump Gazette** automatically. This e-newsletter features timely handwriting strategies and downloads for your classroom delivered three times a year straight to your email inbox. Check out the latest issue at: www.hwtears.com/newsletter.
- New program users can sign up to receive the **CAPITAL Start** orientation newsletter. Each issue provides tips and strategies to implement the Handwriting Without Tears® program successfully. It also offers new teacher insights and provides access to program experts and exclusive teaching tools: www.hwtears.com/CapitalStart.



Handwriting Tips and Teaching Strategies



Orientation Newsletter for New Users